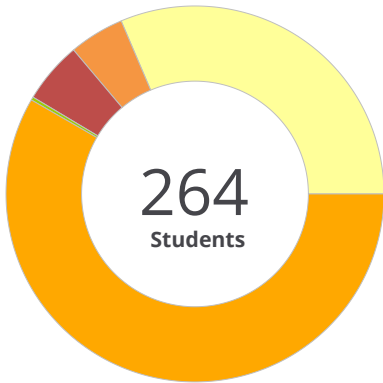


SCHOOL ENROLLMENT



Race/Ethnicity

American Indian/Alaska Native	58.3%
Asian	0.4%
Black/African American	0.0%
Hispanic/Latino	5.3%
Native Hawaiian/Pacific Islander	0.0%
Two or More Races	4.6%
White/Caucasian	31.4%

Additional Services

Economically Disadvantaged	48.5%
English Learners	1.1%
Foster Care	0.4%
Homeless	0.0%
Migrant	0.0%
Military Connected	0.0%
Students with Disabilities	22.4%

Teachers

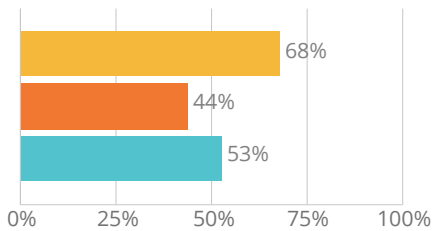
18.58

Administrators

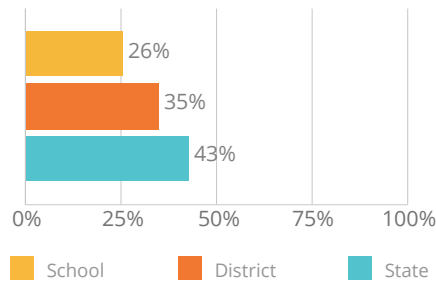
1.00

STUDENT PERFORMANCE

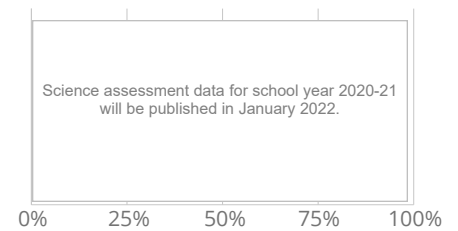
English Language Arts



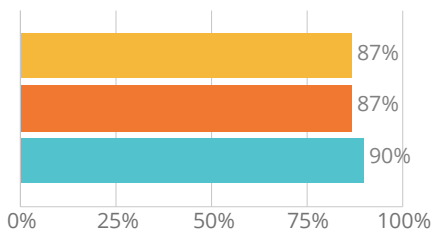
Mathematics



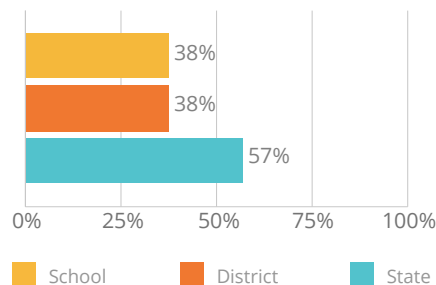
Science



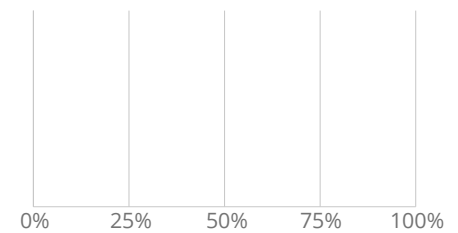
HIGH SCHOOL COMPLETION



COLLEGE AND CAREER READINESS



ENGLISH LEARNERS ON TRACK



OVERALL SCORE

Overall district and school scores will not be calculated for the 2020-2021 school year due to COVID-19. All districts and schools will retain their 2018-2019 Targeted and Comprehensive Support designations for the 2021-2022 school year.

Chronic Absenteeism Rate

50%