

BY THE NUMBERS

Districts

149

Schools

688

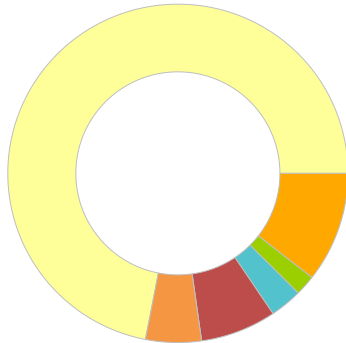
Teachers

9,825

Students

135,960

SCHOOL ENROLLMENT



Race/Ethnicity

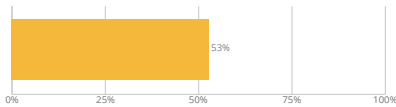
American Indian/Alaska Native	10.7%
Asian	1.7%
Black/African American	3.3%
Hispanic/Latino	7.1%
Native Hawaiian/Pacific Islander	0.1%
Two or More Races	5.2%
White/Caucasian	72.0%

Additional Services

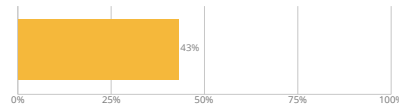
Economically Disadvantaged	35.8%
English Learners	4.8%
Foster Care	1.1%
Homeless	1.0%
Migrant	0.4%
Military Connected	1.5%
Students with Disabilities	14.5%

STUDENT PERFORMANCE

English Language Arts



Mathematics

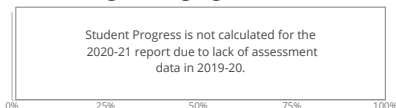


Science

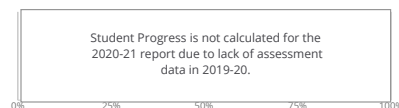


STUDENT PROGRESS

English Language Arts

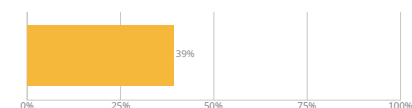


Mathematics

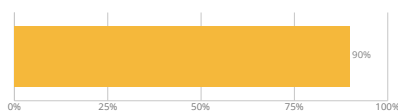


ENGLISH LEARNERS ON TRACK

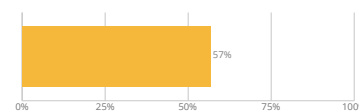
Access



HIGH SCHOOL COMPLETION



COLLEGE AND CAREER READINESS



ADDITIONAL STATE DETAILS

Attendance Rate

88%

Chronic Absenteeism Rate

18%

Dropout Rate

2%

Advanced Placement Enrollment

3,733