

# 6<sup>th</sup> Grade Language Arts

**Staff Member Name:** Carissa Metz

**Office hours:** 9-11am and 1-3pm

**All contact information:**

[Carissa.Metz@k12.sd.us](mailto:Carissa.Metz@k12.sd.us)

605-742-2168

605-698-7613 Prompt Ext 2 then Ext 168

**Course:** 6<sup>th</sup> grade Language Arts

**Weekly Assignments:** ALL ASSIGNMENTS CARRIED OVER FROM LAST WEEK

Reading - Edgenuity Unit – Central Ideas

Grammar/Language – No Red Ink Unit – Adjectives & Adverbs

Independent Reading Practice - 15 pages of reading per day

**Links to reading:**

<http://www.edgenuity.com/login/>

<http://classroom.google.com>

<http://www.noredink.com>

**Google Classroom or other platform using:**

\*All of these platforms have been used in the language arts classroom throughout the school year so students should be familiar with the process.

Edgenuity.com (student login – username should be the beginning of email address, password should be the same as email password)

Noredink.com – Log in using Google (email username and password) Complete the PRACTICE assignment first. Use notes in Google classroom for clarification when needed. Complete QUIZ when practice is finished (Quiz not available until Wednesday)

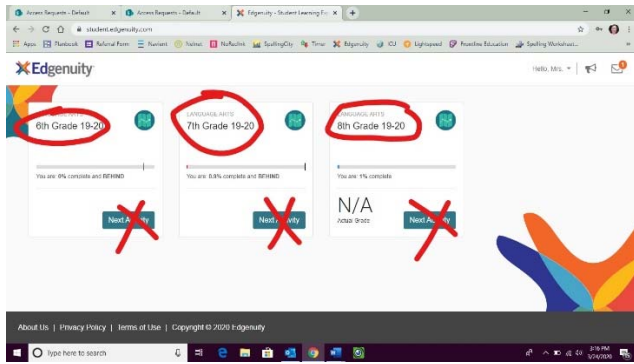
Google Classroom – Access study guide/lesson notes for Grammar/Language unit. These notes do not need to be completed or turned in but will help students complete assignment in noredink.com

Google Classroom – Complete reading log and click TURN IN (not share) when reading requirements have been completed

**Details:**

Edgenuity –

- Open course 6<sup>th</sup> Grade 19-20 by clicking on the course name (choosing NEXT ACTIVITY may pull up unfinished work from previous assignments)



- Choose unit “Analyzing an Autobiographical Essay” – The unit has 6 parts.
  - Start with Warm-up, and work your way through Instruction, Assignment, Instruction, Summary, and Quiz
    - In the assignment portion, the first slide will ask students to click on the link to read the text. Students will be asked multiple choice questions as they read and then after the reading.
    - Quiz is application of skills (not just memorization of notes) 10 questions multiple choice. When all ten questions are answered, click SUBMIT. Students will see a % score result and an opportunity for a retake if they would like to try to improve.

**No Red Ink –**

- Click on the assignment listed. The next screen will show the assigned skills listed in circles
- Click on the first circle
  - Clicking Lesson will show a tutorial, clicking on Practice will begin practice questions
    - Students can always view the lesson notes by asking for a hint on a practice question
  - Students will answer as many questions as needed for them to master the skill. Watch the progress bar along the top of the screen.
    - It’s okay for students to ask for help but be careful about providing correct answers or assistance with EVERY question. Working through the questions and figuring out why answers were correct or incorrect is part of the learning process 😊
  - When students complete a skill, it will prompt them to continue working through the learning pathway until all skills in that assignment are completed.

**Google Classroom Reading Log –**

- Click on the assignment. The next screen will provide the instructions and in the upper right-hand corner will be a personal copy for your student of the reading log
- Open the personal copy and enter the reading information for that day. Close the document when finished – Google will save the information.
  - Always open the document through Google Classroom NOT Google Drive.
- On Friday, or when the required weekly pages have been completed, click the TURN IN button in the top right corner of the assignment.

**Due Date/Time:**

Due by Friday at 4pm

**Other information:**

# 7<sup>TH</sup> Grade Language Arts

**Staff Member Name:** Carissa Metz

**Office hours:** 9-11am and 1-3pm

**All contact information:**

[Carissa.Metz@k12.sd.us](mailto:Carissa.Metz@k12.sd.us)

605-742-2168

605-698-7613 Ext 168

**Course:** 7<sup>th</sup> grade Language Arts

**Weekly Assignments:** ALL ASSIGNMENTS CARRIED OVER FROM LAST WEEK

Reading - Edgenuity Unit – Text Structures: Cause & Effect, Chronology

Grammar/Language – No Red Ink Unit – Commonly Confused Words

Independent Reading Practice - 15 pages of reading per day

**Links to reading:**

<http://www.edgenuity.com/login/>

<http://classroom.google.com>

<http://www.noredink.com>

**Google Classroom or other platform using:**

\*All of these platforms have been used in the language arts classroom throughout the school year so students should be familiar with the process.

Edgenuity.com (Students may have to email me if they have forgotten their username and password)

Noredink.com – Log in using Google (email username and password) Complete the PRACTICE assignment first. Use notes in Google classroom for clarification when needed. Complete QUIZ when practice is finished (Quiz not available until Wednesday)

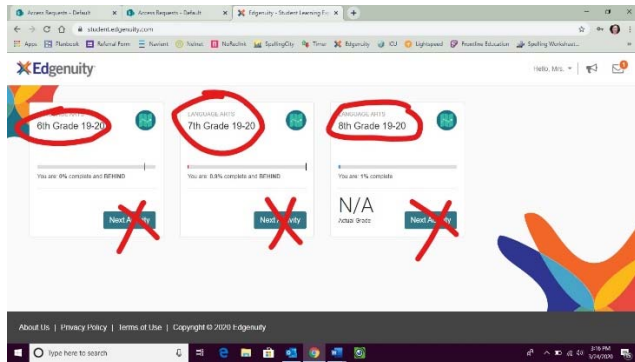
Google Classroom – Access study guide/lesson notes for Grammar/Language unit. These notes do not need to be completed or turned in but will help students complete assignment in noredink.com

Google Classroom – Complete reading log and click TURN IN (not share) when reading requirements have been completed

**Details:**

Edgenuity –

- Open course 7<sup>th</sup> Grade 19-20 by clicking on the course name (choosing NEXT ACTIVITY may pull up unfinished work from previous assignments)



- Choose unit “Structure and Narrative – Rosa Parks’ Memoir” – The unit has 6 parts.
  - Start with Warm-up, and work your way through Instruction, Assignment, Instruction, Summary, and Quiz
    - In the assignment portion, the first slide will ask students to click on the link to read the text. Students will be asked multiple choice questions as they read and then after the reading.
    - Quiz is application of skills (not just memorization of notes) 10 questions multiple choice. When all ten questions are answered, click SUBMIT. Students will see a % score result and an opportunity for a retake if they would like to try to improve.

No Red Ink –

- Click on the assignment listed. The next screen will show the assigned skills listed in circles
- Click on the first circle
  - Clicking Lesson will show a tutorial, clicking on Practice will begin practice questions
    - Students can always view the lesson notes by asking for a hint on a practice question
  - Students will answer as many questions as needed for them to master the skill. Watch the progress bar along the top of the screen.
    - It’s okay for students to ask for help but be careful about providing correct answers or assistance with EVERY question. Working through the questions and figuring out why answers were correct or incorrect is part of the learning process 😊
  - When students complete a skill, it will prompt them to continue working through the learning pathway until all skills in that assignment are completed.

Google Classroom Reading Log –

- Click on the assignment. The next screen will provide the instructions and in the upper right-hand corner will be a personal copy for your student of the reading log
- Open the personal copy and enter the reading information for that day. Close the document when finished – Google will save the information.
  - Always open the document through Google Classroom NOT Google Drive.
- On Friday, or when the required weekly pages have been completed, click the TURN IN button in the top right corner of the assignment.

**Due Date/Time:**

Due by Friday at 4pm

**Other information:**

# 8<sup>th</sup> Grade Language Arts

**Staff Member Name:** Carissa Metz

**Office hours:** 9-11am and 1-3pm

**All contact information:**

[Carissa.Metz@k12.sd.us](mailto:Carissa.Metz@k12.sd.us)

605-742-2168

605-698-7613 Ext 168

**Course:** 8<sup>th</sup> grade Language Arts

**Weekly Assignments:** ALL ASSIGNMENTS CARRIED OVER FROM LAST WEEK

Reading - Edgenuity Unit – Central Ideas

Grammar/Language – No Red Ink Unit – Prepositions, Appositives, Clauses & Phrases

Independent Reading Practice - 15 pages of reading per day

**Links to reading:**

<http://www.edgenuity.com/login/>

<http://classroom.google.com>

<http://www.noredink.com>

**Google Classroom or other platform using:**

\*All of these platforms have been used in the language arts classroom throughout the school year so students should be familiar with the process.

Edgenuity.com (Students may have to email me if they have forgotten their username and password)

Noredink.com – Log in using Google (email username and password) Complete the PRACTICE assignment first. Use notes in Google classroom for clarification when needed. Complete QUIZ when practice is finished (Quiz not available until Wednesday)

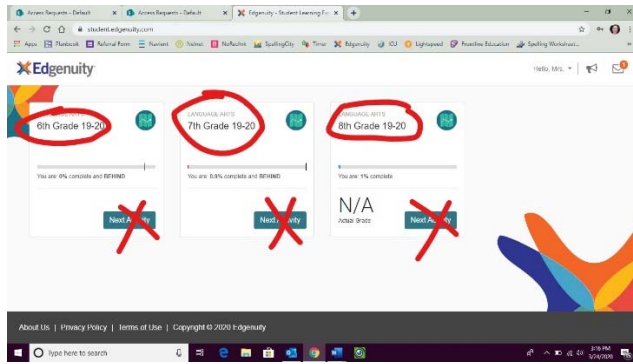
Google Classroom – Access study guide/lesson notes for Grammar/Language unit. These notes do not need to be completed or turned in but will help students complete assignment in noredink.com

Google Classroom – Complete reading log and click TURN IN (not share) when reading requirements have been completed

**Details:**

Edgenuity –

- Open course 8<sup>th</sup> Grade 19-20 by clicking on the course name (choosing NEXT ACTIVITY may pull up unfinished work from previous assignments)



- Choose unit “Sugar Changed the World: Part 2 – Central Ideas” – The unit has 6 parts.
  - Start with Warm-up, and work your way through Instruction, Assignment, Instruction, Summary, and Quiz
    - In the assignment portion, the first slide will ask students to click on the link to read the text. Students will be asked multiple choice questions as they read and then after the reading.
    - Quiz is application of skills (not just memorization of notes) 10 questions multiple choice. When all ten questions are answered, click SUBMIT. Students will see a % score result and an opportunity for a retake if they would like to try to improve.

**No Red Ink –**

- Click on the assignment listed. The next screen will show the assigned skills listed in circles
- Click on the first circle
  - Clicking Lesson will show a tutorial, clicking on Practice will begin practice questions
    - Students can always view the lesson notes by asking for a hint on a practice question
  - Students will answer as many questions as needed for them to master the skill. Watch the progress bar along the top of the screen.
    - It’s okay for students to ask for help but be careful about providing correct answers or assistance with EVERY question. Working through the questions and figuring out why answers were correct or incorrect is part of the learning process 😊
  - When students complete a skill, it will prompt them to continue working through the learning pathway until all skills in that assignment are completed.

**Google Classroom Reading Log –**

- Click on the assignment. The next screen will provide the instructions and in the upper right-hand corner will be a personal copy for your student of the reading log
- Open the personal copy and enter the reading information for that day. Close the document when finished – Google will save the information.
  - Always open the document through Google Classroom NOT Google Drive.
- On Friday, or when the required weekly pages have been completed, click the TURN IN button in the top right corner of the assignment.

**Due Date/Time:**

Due by Friday at 4pm

**Other information:**